

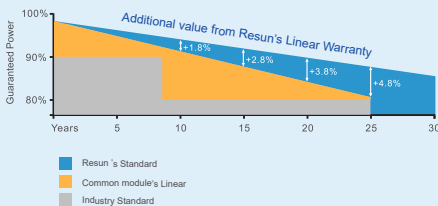
144 Cells
Mono-crystalline 9BB

460-465W
Power output

21.3%
The Highest Efficiency

0~+5W
Tolerance

**0.5% Annual Degradation
over 30 years**



RS71-M

RS71-M HALF-CELL series is produced with high efficiency multi-busbar cells, which can reduce the module internal power loss to improve its conversion efficiency, as well as lower the failure risk caused by cracks and broken busbar to enhance the module reliability. Combined with half-cell technology, the module is highly resistant to hot-spot crisis caused by shadow effect.



High Reliability

Multi-busbar technology can effectively reduce the reliability risk caused by cells cracks and broken busbar.



Anti-PID Resistance

Prominent anti PID performance reduces the power degradation, leading to higher energy yield and lower LCOE.



Durability Against Extreme Conditions

Certified to resist high salt mist and ammonia conditions.



High Efficiency

Multi-busbar technology can reduce the module internal power loss to improve the module conversion efficiency significantly.



Low-Light Performance

With high transmittance and anti-reflective 3.2mm tempered glass, the module has stronger performance under low light circumstances.



High Mechanical Strength

Certified to withstand: high wind load(2400Pa) and snow load(5400Pa).

Full range of products and certification systems


ISO 9001 ISO14001 TUV CE INMETRO RETIE IEC61215/61730



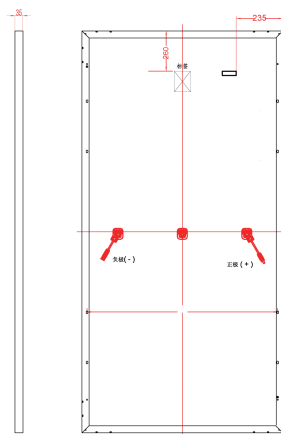
LINEAR PERFORMANCE WARRANTY

12 year Product Warranty / 30 year Linear Power Warranty

Dimension of PV Modules Unit: mm



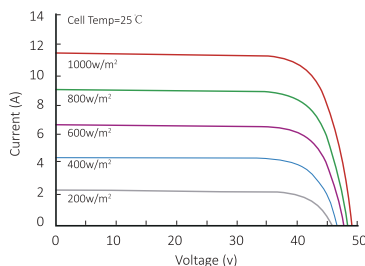
Front



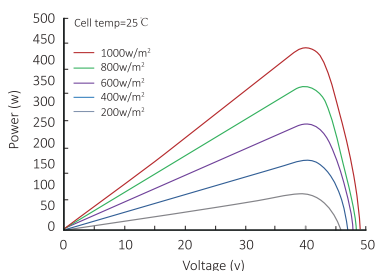
Side

Back

Current-Voltage Curve (RS71-450M)



Power-Voltage Curve (RS71-450M)



ELECTRICAL DATA(STC)

Rated Power in Watts-Pmax(Wp)	460W	465W
Open Circuit Voltage-Voc(V)	49.7V	49.9V
Short Circuit Current-Isc(A)	11.74	11.82A
Maximum Power Voltage-Vmp(V)	41.9V	42.09V
Maximum Power Current-Imp(A)	10.98	11.05A
Module Efficiency (%)	21.2%	21.3%

STC: Irradiance 1000 W/m², Cell Temperature 25°C, Air Mass AM1.5 according to EN 60904-3.

ELECTRICAL DATA(NOCT)

Maximum Power-Pmax (Wp)	343.6W	346.9W
Open Circuit Voltage-Voc (V)	46.6V	46.8V
Short Circuit Current-Isc (A)	9.48A	9.55A
Maximum Power Voltage-Vmp(V)	39.1V	39.2V
Maximum Power Current-Imp(A)	8.79A	8.85A

NOCT: Irradiance at 800 W/m², Ambient Temperature 20°C, Wind Speed 1 m/s.

MECHANICAL DATA

Solar cells	Half-Cell Mono 166x83mm, 9 Bus bars
Cell configuration	144 Cells (6x24)
Module dimensions	2102* 1040* 35mm
Weight	22.6KGS
Front Cover	3.2mm Tempered Glass
Frame Material	Anodized Aluminum Alloy
J-BOX	IP68, 3 Diodes
Cable	4mm ² (IEC)/12AWG(UL),300mm(+)/300mm(-) or customized
Connectors	MC4 or MC4 Comparable

TEMPERATURE & MAXIMUM RATINGS

Nominal Operating Cell Temperature (NOCT)	45°C±2°C
Temperature Coefficient of Voc	-0.32%/°C
Temperature Coefficient of Isc	0.05%/°C
Temperature Coefficient of Pmax	-0.39%/°C
Operational Temperature	-40~+85°C
Maximum System Voltage	1500V(IEC)/1500V(UL)
Max Series Fuse Rating	20A
Limiting Reverse Current	20A

PACKING DETAILS

Loading Capacity	726pcs/40HQ
Packing Manner	31pcs/pallet + 2pcs/carton
Package Number	22pallets + 22carton

SUZHOU KINSPIRE ENERGY CO., LTD.

Room 5163, West Side of 5th Floor, No. 4 Standard Workshop, No. 165 South Dongwu Road, Economic Development Zone, Wuzhong District, Suzhou, China

E: info@kinspire-energy.com
W: www.kinspire-energy.com