

WWW.KINSPIRE-ENERGY.COM



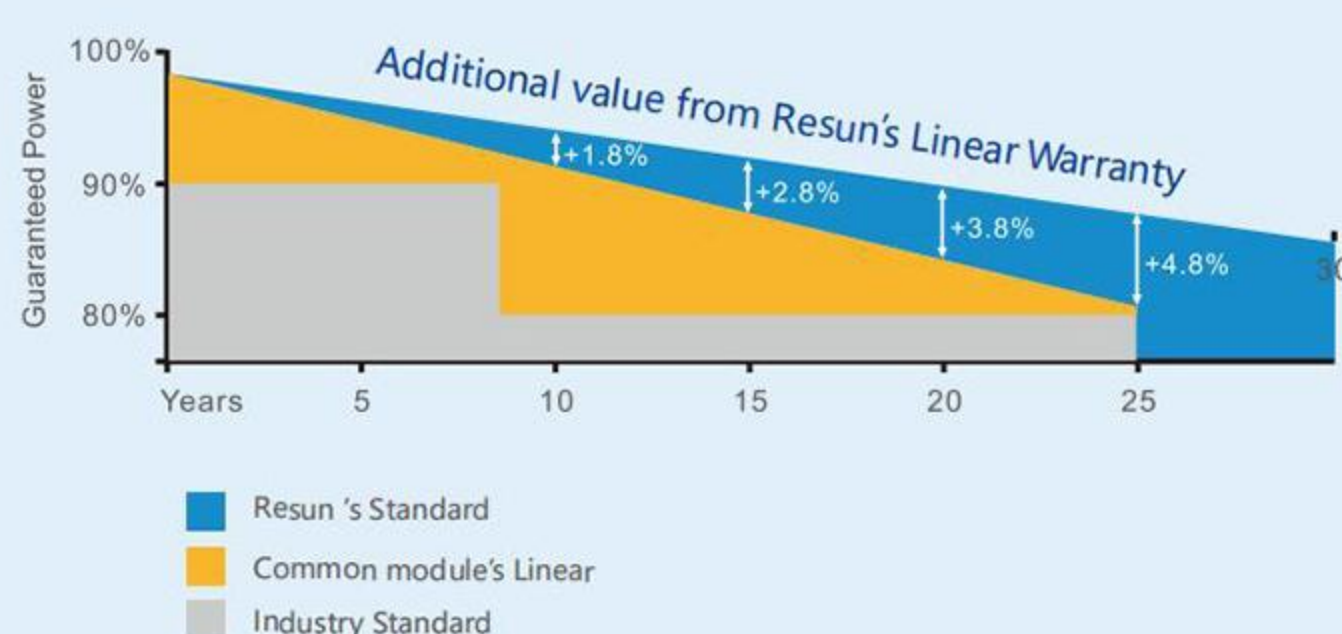
**132 Cells**  
Mono-crystalline 10/12BB

**660-670W**  
Power output

**21.57%**  
The Highest Efficiency

**0~+5W**  
Tolerance

**0.5% Annual Degradation over 30 years**



**LINEAR PERFORMANCE WARRANTY**  
12 year Product Warranty / 30 year Linear Power Warranty

## RS9H-M

RS9H-M HALF-CELL series is produced with high efficiency multi-busbar cells, which can reduce the module internal power loss to improve its conversion efficiency, as well as lower the failure risk caused by cracks and broken busbar to enhance the module reliability. Combined with half-cell technology, the module is highly resistant to hot-spot crisis caused by shadow effect.



### High Reliability

Multi-busbar technology can effectively reduce the reliability risk caused by cells cracks and broken busbar.



### Anti-PID Resistance

Prominent anti PID performance reduces the power degradation, leading to higher energy yield and lower LCOE.



### Durability Against Extreme Conditions

Certified to resist high salt mist and ammonia conditions.



### High Efficiency

Multi-busbar technology can reduce the module internal power loss to improve the module conversion efficiency significantly.



### Low-Light Performance

With high transmittance and anti-reflective 3.2mm tempered glass, the module has stronger performance under low light circumstances.



### High Mechanical Strength

Certified to withstand: high wind load(2400Pa) and snow load(5400Pa).

## Full range of products and certification systems


ISO 9001 TUV PID-FREE CE IEC61215/61730/61701/62716



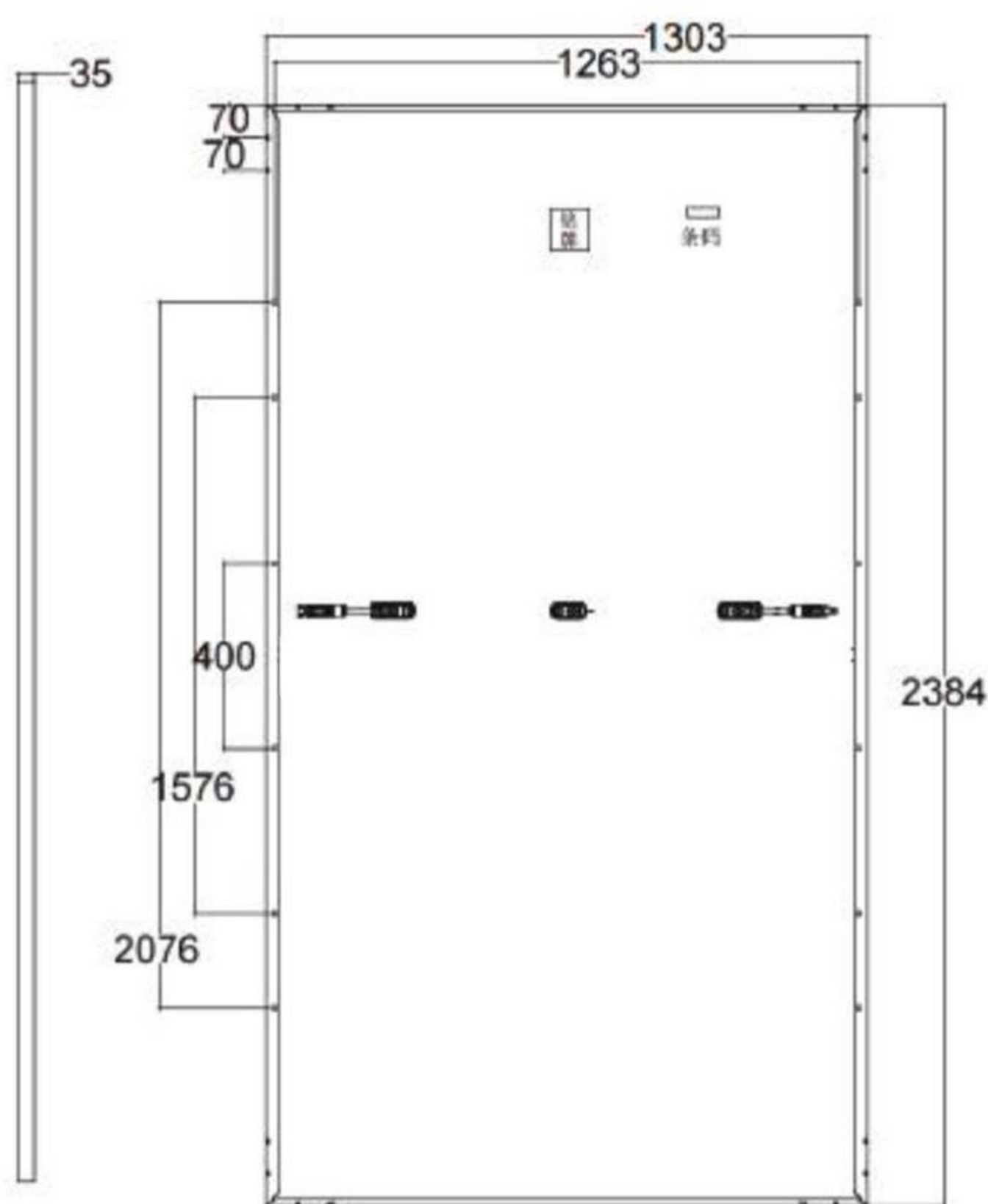
# RS9H-M

GLOBAL PROFESSIONAL PV PRODUCTS INTEGRATED SOLUTIONS SUPPLIER

Dimension of PV Modules Unit: mm

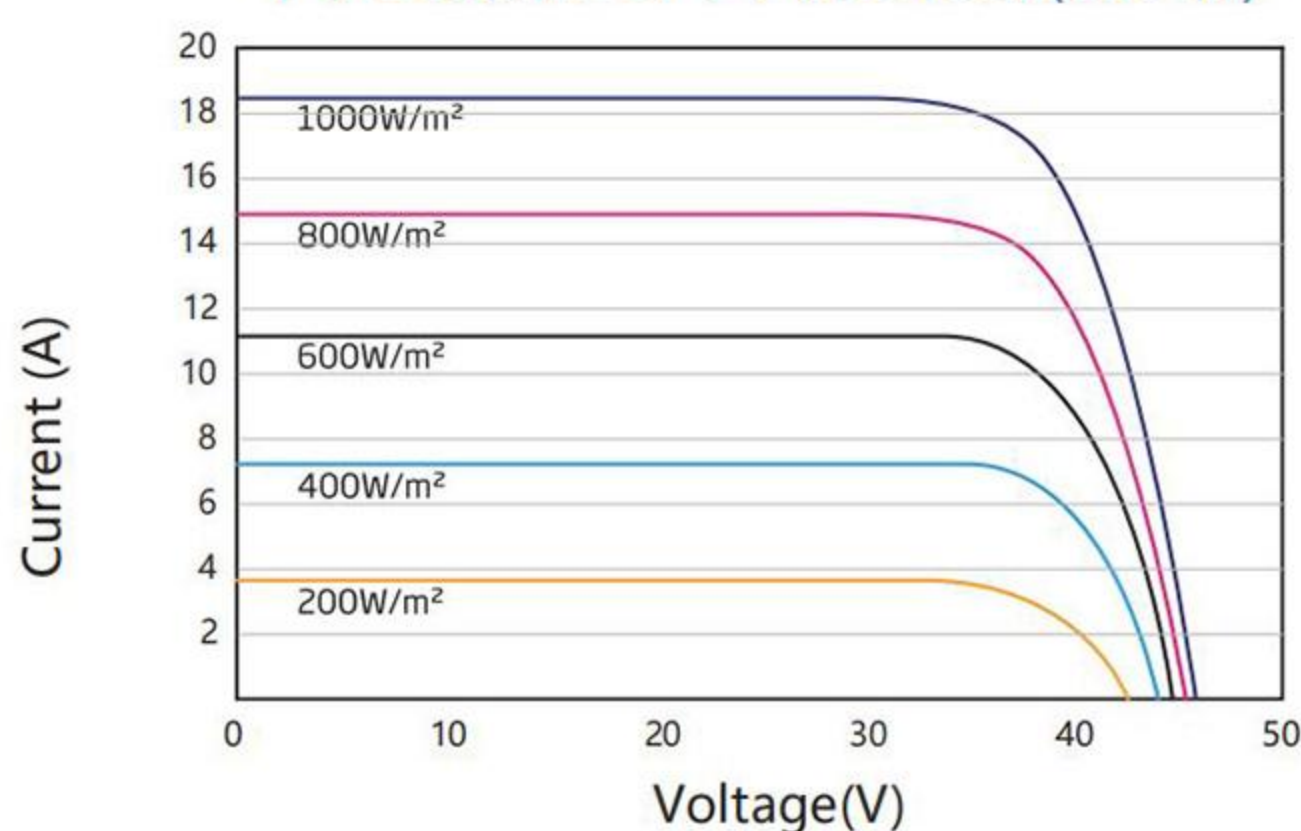


Front View

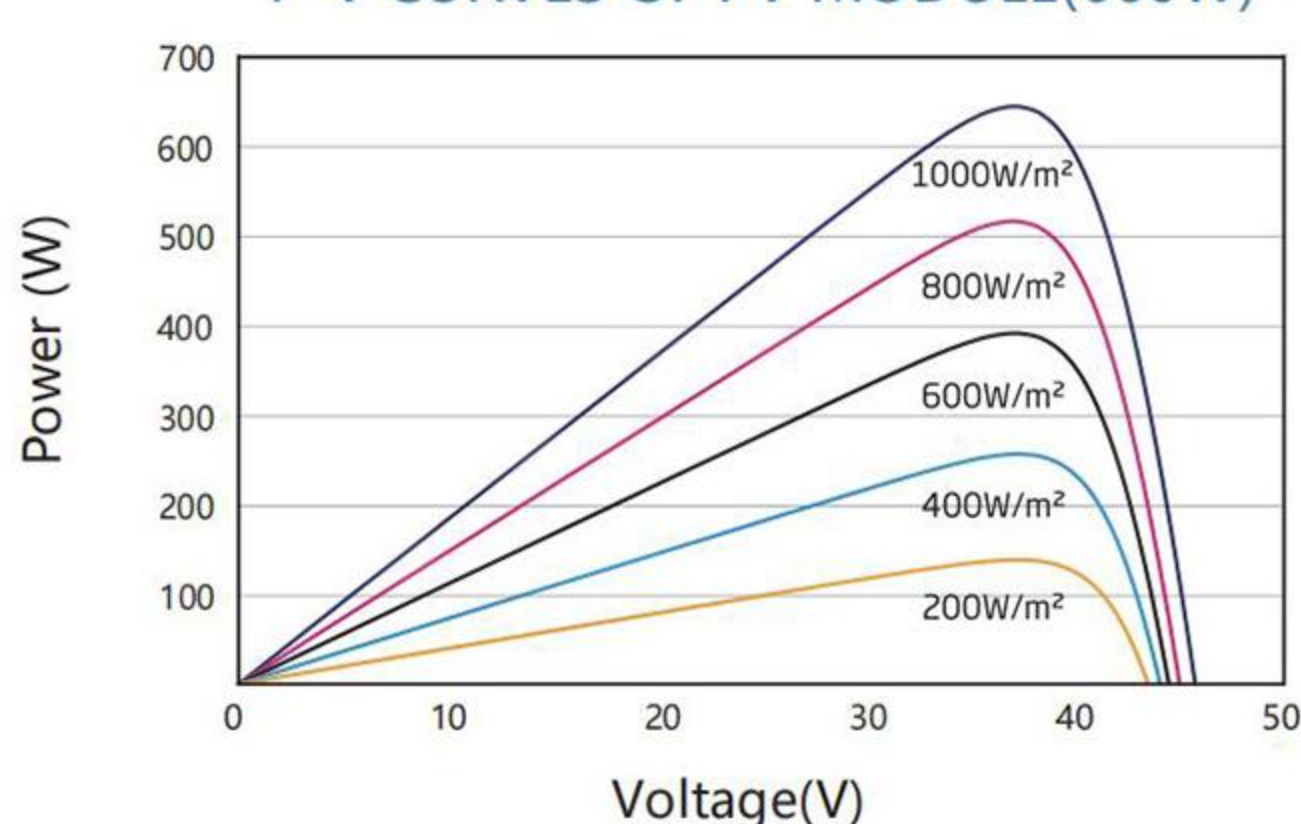


Back View

I-V CURVES OF PV MODULE(660 W)



P-V CURVES OF PV MODULE(660W)



## ELECTRICAL DATA(STC)

Rated Power in Watts-Pmax(Wp)	660W	665W	670W
Open Circuit Voltage-Voc(V)	45.70	45.90	46.10
Short Circuit Current-Isc(A)	18.53	18.57	18.62
Maximum Power Voltage-Vmp(V)	37.80	38.00	38.20
Maximum Power Current-Imp(A)	17.46	17.50	17.54
Module Efficiency (%)	21.25%	21.41%	21.57%

STC: Irradiance 1000 W/m<sup>2</sup>, Cell Temperature 25°C, Air Mass AM1.5 according to EN 60904-3.

## ELECTRICAL DATA(NOCT)

Maximum Power-Pmax (Wp)	500W	504W	508W
Open Circuit Voltage-Voc (V)	43.0	43.2	43.4
Short Circuit Current-Isc (A)	14.92	14.96	15.01
Maximum Power Voltage-Vmp(V)	35.3	35.4	35.5
Maximum Power Current-Imp(A)	14.17	14.22	14.26

NOCT: Irradiance at 800 W/m<sup>2</sup>, Ambient Temperature 20°C, Wind Speed 1 m/s.

## MECHANICAL DATA

Solar cells	Mono-crystalline 210*105mm,10/12 Bus bars
Cell configuration	132cells(6*22)
Module dimensions	2384*1303*35mm
Weight	33.6kg
Front Cover	3.2mm Tempered Glass
Frame Material	Anodized Aluminum Alloy
J-BOX	IP68,3 diodes
Cable	4mm <sup>2</sup> (IEC)/12AWG(UL),350mm(+)/450mm(-) or customized
Connectors	MC4 or MC4 Comparable

## TEMPERATURE & MAXIMUM RATINGS

Nominal Operating Cell Temperature (NOCT)	45°C±2°C
Temperature Coefficient of Voc	- 0.26%/°C
Temperature Coefficient of Isc	0.05%/°C
Temperature Coefficient of Pmax	- 0.35%/°C
Operational Temperature	- 40~+85°C
Maximum System Voltage	1500V(IEC)/1500V(UL)
Max Series Fuse Rating	30A
Limiting Reverse Current	30A

## PACKING DETAILS

Loading Capacity	558pcs/40HQ
Packing Manner	31pcs/pallet
Package Number	18pallets

SUZHOU KINSPIRE ENERGY CO., LTD.

Room 5163, West Side of 5th Floor, No. 4 Standard Workshop, No. 165 South Dongwu Road, Economic Development Zone, Wuzhong District, Suzhou, China

E: info@kinspire-energy.com  
W: www.kinspire-energy.com